



Panoramic Corporation

001001000010011011110101000110100011011010001010110  
10100100100001001101111010100011010001101101000101011  
0010010000100110111101010001101000110110100010101101

# PC-4000 Digital Panoramic Imaging System




*Simple design  
Simple to use  
Simply fantastic images*



# The Unique X-ray Generator Provides Proven Performance

Panoramic Corporation's AC x-ray generator is the 'little generator that could.' It is an engineering marvel that has proven itself over the past two decades. Using proprietary technology, the generator is extremely durable and, more importantly, produces consistently precise x-ray energy output that results in an extraordinary image – an image that many characterize as equal to or better than far more expensive DC units.



With the PC-4000, the generator has been improved with a micro-processor control for more consistent electrical input. As a result, more precise input creates more precise output providing a better image – 100% of field testers concurred that the best got better.

The PC-4000 is easier to use, more reliable and more easily maintained.



*The logical menu optimizes kVp settings with touch pad activation and LED readouts.*



*The fixed bite guide eliminates the guesswork for consistently precise patient positioning.*



*Easy-to-use adjustment guides ensure proper patient positioning on a repeatable basis.*

# The Difference Is The Sensor Inside

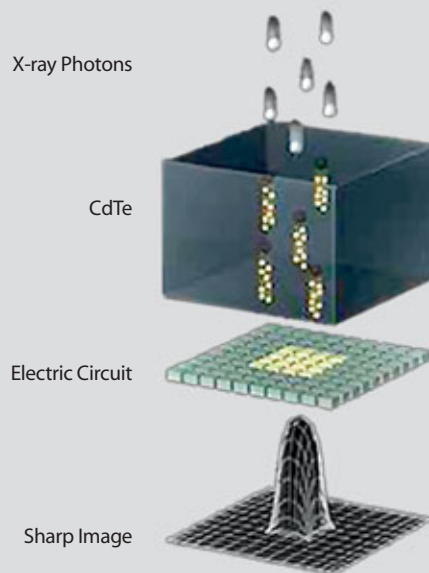
The Cadmium Telluride (CdTe) sensor technology is more efficient because it minimizes light distortion by directly converting x-ray energy into electronic digital output. As a result, image clarity and contrast are improved 300%.

In addition, the CdTe sensor produces over 300 image frames per second to produce a multi-layered panoramic image of unparalleled quality and crystal clarity. This depth of image data allows selective enhancement of the different layers. As a result, poor patient positioning or unclear anatomical landmarks can be easily resolved.



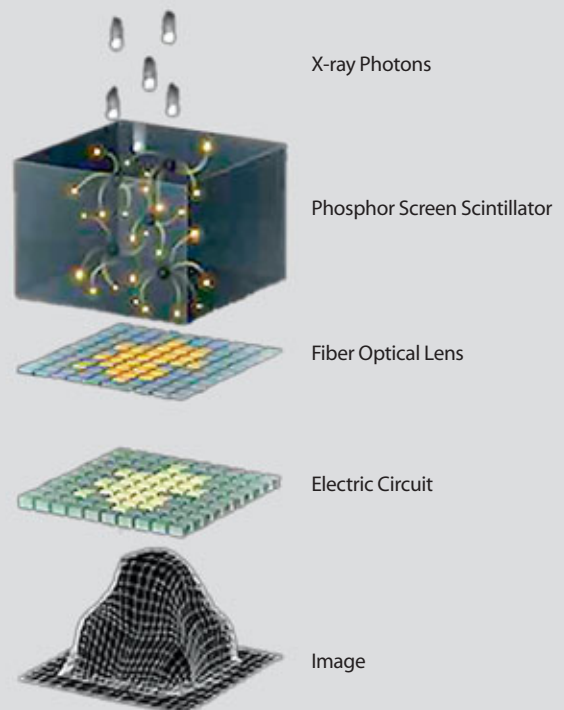
## PC-4000 CdTe Sensor

*The CdTe sensor efficiently converts >90% of x-ray energy directly to electrical signals producing a significantly better digital output.*



## Conventional CCD/CMOS

*CCD/CMOS sensors use scintillators that require converting x-rays to light and passing it through an optical lens to the energy circuit. In the process, 60-80% of energy is lost and light scattered resulting in lower quality images.*



The proven 1000-DR CdTe sensor is only available on an exclusive basis from Panoramic Corporation by AJAT.  
Data provided by Oy AJAT Ltd.

# The Computer Setup Optimizes The Image



While images are captured by the CdTe sensor, their resolution and diagnostic quality are dependent on the viewing computer.

The most popular choice is the complete PC-4000 installation package that includes a properly matched computer system with pre-loaded imaging software. This easy-to-use software allows 2D rotation and multi-focal layer imaging for adjustment and correction along with dual focus operation, magnification and spinal compensation.

More memory, faster speed, and higher resolution . All you need is a plug and jack to get your practice running at top performance.




*The power of multi-focal layers and 2D rotational tools are quickly realized when areas of low or no diagnostic value are easily adjusted and every part of the image is crystal clear.*

The PC-4000 imaging software is compatible with most popular practice management software including Dentrax®, EagleSoft®, and PracticeWorks®. Also, it is TWAIN and DICOM compliant.

Dentrax is a registered trademark of Henry Schein Inc.  
EagleSoft is a registered trademark of Patterson Dental Supply, Inc.  
Kodak PracticeWorks is a registered trademark of Carestream Health, Inc.

# PC-4000 Digital Panoramic X-ray System

Simple design  
Simple to use  
Simply fantastic images



*The PC-4000 digital sensor provides a unique feature among panoramic systems that allows adjustment of the focal layer to the ideal for the individual patient.*



Panoramic Corporation  
800.654.2027 www.pancorp.com

Dear Doctor

It is not about the technology or the expensive 'bells and whistles.' It is about a high quality digital image. Let's face it; most dentists want to easily produce a high quality image at the lowest cost regardless of the equipment design.

Well, the PC-4000 is the answer. It may not be a Ferrari but then, a Ferrari cannot produce an image as beautiful as the PC-4000 – at a significantly lower price!

Remember to focus on the image. The PC-4000 has one of the best.

*Eric Stetzel*  
Founder

4321 Goshen Road  
Fort Wayne, Indiana 46818



Panoramic Corporation

Contact one of our Product Specialists for more details.

phone 800.654.2027 email PC4000@pancorp.com